

# TEMPEST

Fighting for performance

POWERFUL, LIGHTWEIGHT AND SELF-CONTAINED  
50-Minute Run Time with Removable Battery

## BATTERY BLOWER (BB-16 GEN2) BATTERY POWER BLOWERS



### 50-Minute Run Time

At Full Speed this powerful battery blower will run for 50 Minutes.



### Removable Battery

Removable Lithium-Ion with 3 hour quick charge.



### Built In Battery Charger

When plugged in, the battery is charging even while in use. (Charging occurs as long as the blower is not at 100% power)



### Only 51 Pounds w/Battery

#### 42 Pounds without battery

Lightweight highly durable build makes it easy to carry and deploy on site using shoulder strap.



### 10,940 CFM

The BB-16 produces a very powerful airflow tested to AMCA standards.



### WARRANTY

Blower: 3 Year Limited Warranty

Lithium-Ion Battery:

1 Year / 500 Charge Cycles



### ADJUSTABLE TILT

Tilt Range +65° to -90° with locking system (allows flat positioning to cover a utility hole)



### LED Flow-Path Lighting

Powerful LED lights positioned low for visibility below the smoke.



### Small Footprint

This Blower is half the size of a gas blower.

Dimensions: L x H x D  
22" x 21" x 11"

# BATTERY BLOWER

(BB-16 GEN2)

TEMPEST POWER BLOWERS

tempest.us.com









## SPECIFICATIONS

<b>Air Volume</b>	10,940 CFM	<b>Motor</b>	0.8 HP / 600W Variable Speed Drive BLDC Totally Enclosed, Air over IP66
<b>Weight</b>	With battery 51 lbs. / Without battery 41 lbs.	<b>Battery</b>	Removable GEN 2 12.5AH / 585WH Li-Ion
<b>Dimensions (L x H x D)</b>	22"L x 21"H x 11"D	<b>Charging Time</b>	100% Charge in 3-hours with External Optional Charger
<b>Propeller Diameter</b>	16"	<b>Ingress Protection</b>	IP66
<b>Run Time</b>	50 Minutes at Full Speed	<b>Drop Test</b>	Designed to resist a Drop Test of 1.5M / 5'
<b>Operating Temperature</b>	-4°F to +130°F	<b>Noise Level</b>	76.3dB at 3m / 10'

## AVAILABLE OPTIONS

PART NUMBER	PRODUCT	INCLUDES
910-1815A	BB16-110V (Standard)	Electric PPV Blower, Variable Speed Drive, 16" Impeller Brushless DC Electric motor, with 1 GEN2 Battery, 1 Shoulder Strap, No external quick charger
910-1815B	BB16-110V (Standard Plus)	Electric PPV Blower, Variable Speed Drive, 16" Impeller Brushless DC Electric motor, with 1 GEN2 Battery, 1 Shoulder Strap, 1 external quick charger
910-1815C	BB16-110V (Deluxe)	Electric PPV Blower, Variable Speed Drive, 16" Impeller Brushless DC Electric motor, with 2 GEN2 Batteries, 1 Shoulder Strap, 1 external quick charger
910-1816A	BB16-220V (Standard)	Electric PPV Blower, Variable Speed Drive, 16" Impeller Brushless DC Electric motor, with 1 GEN2 Battery, 1 Shoulder Strap, No external quick charger
910-1816B	BB16-220V (Standard Plus)	Electric PPV Blower, Variable Speed Drive, 16" Impeller Brushless DC Electric motor, with 1 GEN2 Battery, 1 Shoulder Strap, 1 external quick charger
910-1816C	BB16-220V (Deluxe)	Electric PPV Blower, Variable Speed Drive, 16" Impeller Brushless DC Electric motor, with 2 GEN2 Batteries, 1 Shoulder Strap, 1 external quick charger

## AVAILABLE ACCESSORIES

585-007	 Li-Ion GEN2 Battery 12.5 AH / 585 WH, IP65-Rated	i63-20.025	 Deployed and connected in seconds, the ventilation spiral ducts are easy to install.
585-037	 External Quick Charger GEN 2 for BB-16 Battery	i60-20.105	 High Expansion foam adapter with 1.5" BSP M Premix inlet. Delivered with 35mm - 115' of PE Plastic film.
725-200	 Easy to attach with Velcro straps rehab misting collar with 3/4" NH coupling	i63.20.030	 Carrying Harness (Chest or Back Position)

